

## SNOW REMOVAL PLAN FOR RICHARDSON COUNTY

This plan for snow and ice removal is for Richardson County Districts 1, 2 and 3, and has been approved and adopted by, the Richardson County Board of Commissioners.

The following plan covers the procedures that will be followed in the event of a winter snow or ice storm.

Any of the operations may be altered by the Highway Superintendent depending on conditions and /or emergencies.

The regular winter working hours between the months of October 1 and April 1 are 7:00 a.m. to 3:30 p.m. No overtime work will be performed on weekdays, weekends or holidays unless authorized by the Highway Superintendent. In his absence, by one of the foremen, in the absence of the superintendent and all foremen, by the Roads Commissioner.

### START UP PROCEDURES & SNOW ROUTES

In the event of a snow storm, the Highway Superintendent will contact the foremen who in turn will contact the operators as when to proceed with the plowing operations. If the Highway Superintendent is absent the foremen will contact the operators. In the absence of the Highway Superintendent and the foremen, the Roads Commissioner will contact the operators.

All operators will have a map of their area with emergency routes clearly marked. These routes will be strictly followed by priority and will not be deviated from for any reason other than an emergency. After the prioritized routes have been plowed, a systematic approach will be taken to plow the rest of your area, with school bus and mail routes taking priority.

#### 1. GRAVEL ROADS

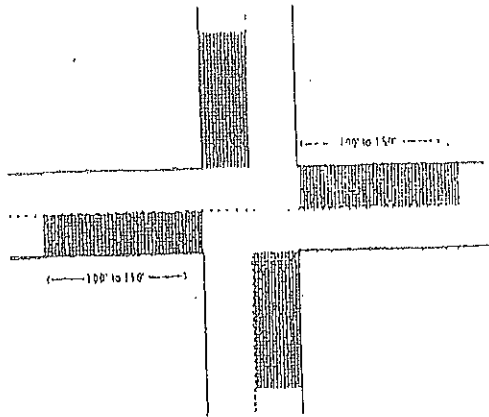
No operators or equipment will be dispatched for snow removal until at least 3" or more accumulation. Snow and wind conditions may play a part in when plowing operations proceed due to poor visibility, safety conditions, etc. Leave blade 1-2" above road to keep from blading rock off the road. Also, do not plow clear to the edge of the road, leave a windrow at least 1-2 feet from the edge so any rock in the windrow will stay on the road or be easily retrieved. Open roads for 2 lane traffic. Do not widen large drifts until entire route has been plowed. Plow snow to the south edge of east-west roads and to the east edge on the north-south roads when possible to prevent drifting.

#### 2. PAVED ROADS

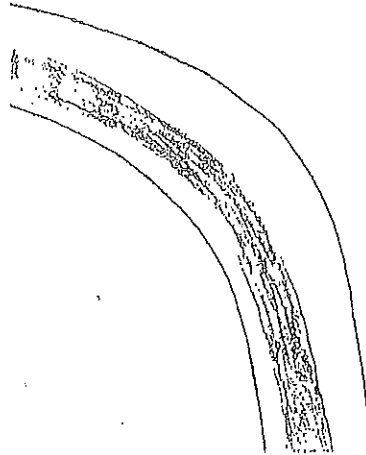
Truck plows will be dispatched on all of the Richardson County's paved roads when 1" accumulation or more snow is received. All snow will be removed and intersections widened before the sanding operations proceed. Trucks will continue to remove snow from the paved roads until snow becomes too deep for the truck to remove. Tight blade paved roads to remove as much snow and ice as possible with out harming the pavement surface. Plow paved roads a minimum if 2-3 feet beyond pavement edge, where possible, so snow will melt away from the road and not back on it causing ice conditions.

#### 3. SAND AND SALT OPERATIONS

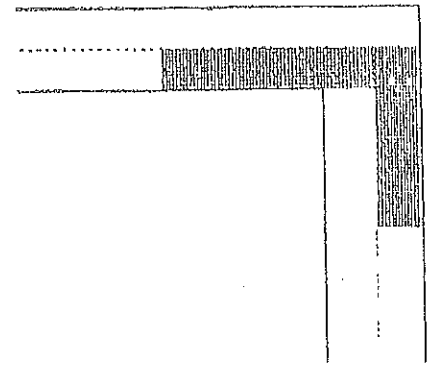
Sand and salt will be applied to paved roads only. All snow will be removed from the paved roads before sanding. Apply salt and sand to all paved intersections, gradual and sharp curves and stop signs at intersections. Sand steep hills only if absolutely necessary. Sand will be applied as shown in diagrams.



Sand all 4 ways for traffic turning onto side road and strip signs  
(Sand strip should be 100' to 150' in length.)



Gradual Curves-Sand to inside or middle of curve. Traffic will move sand to outside of curve



Sand with traffic to allow them to slow for curve

#### 4. BRIDGES

Remove all snow from bridges as you come to them. DO NOT leave snow windrows along bridge rail. This causes a ramp condition which could cause a vehicle to jump the guard rail. Remove snow beyond the bridge ends and guard rail 15-20 feet so snow will not melt back onto bridge causing slick conditions. If there are problems removing snow along the bridge rail contact the Bridge Foreman immediately. Bridges will be sanded only upon authorizations from the Highway Superintendent or Bridge Foreman.

#### 5. SPECIAL CIRCUMSTANCES

Rarely does the County receive the same amount of snow county wide. Under these circumstances, men and equipment will be pulled from the least heavy snowfall area to concentrate on the hardest hit portion of the county. This will be done only upon authorization from the Highway Superintendent. In his absence the foremen, in their absence the Roads Commissioner.